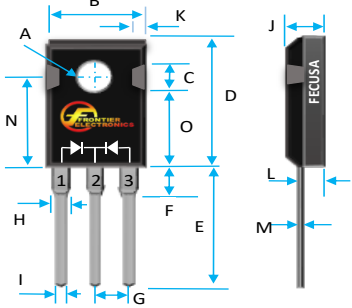


60A SCHOTTKY BARRIER RECTIFIERS



Dim.	Value in [mm]	
	Min.	Max.
A	0.130[3.30]	0.138[3.51]
B	---	0.638[16.21]
C	0.197[5.00]	0.236[5.99]
D	---	0.866[22.0]
E	0.748[19.00]	---
F	---	0.177[4.50]
G	0.222[5.64]	0.238[6.05]
H	---	0.098[2.49]
I	---	0.035[0.89]
J	0.185[4.70]	0.209[5.31]
K	0.067[1.70]	0.106[2.69]
L	0.094[2.39]	0.110[2.79]
M	0.018[0.46]	0.598[15.19]
N	0.583[14.81]	0.598[15.19]
O	0.46[11.71]	0.500[12.70]

PRODUCT FEATURES

1. FLAMMABILITY CLASSIFICATION: 94V-0
2. HIGH CURRENT CAPABILITY
3. LOW FORWARD VOLTAGE DROP
4. HIGH SWITCHING CAPABILITY
5. LOW THERMAL RESISTANCE
6. LOW SWITCHING NOISE
7. CASE: MOLDED PLASTIC, TO-3P
8. DIMENSIONS IN INCHES AND (MILLIMETERS)
9. POLARITY: AS MARKED
10. WEIGHT: 6.4 GRAMS
11. MIL-STD-202, METHOD 208
12. PULLING TEST: 2.3 KG
13. ROHS

MAXIMUM RATINGS AND ELECTRICAL CHARACTERISTICS RATINGS AT 25°C AMBIENT TEMPERATURE UNLESS OTHERWISE SPECIFIED STORAGE AND OPERATING TEMPERATURE RANGE -55°C TO + 150°C. SINGLE PHASE, HALF WAVE, 60 HZ, RESISTIVE OR INDUCTIVE LOAD. FOR CAPACITIVE LOAD, DERATE CURRENT BY 20%

RATINGS	SYMBOL	VALUE	UNITS
MAXIMUM AVERAGE FORWARD RECTIFIED CURRENT(SEE FIG.1)	IO	60	A
PEAK FWD SURGE CURRENT, 8.3ms SINGLE HALF SINE-WAVE SUPERIMPOSED ON RATED LOAD	IFSM	300	A
MAXIMUM REVERSE CURRENT AT 25°C	IR	10000	uA

1. MAXIMUM FORWARD VOLTAGE AT 30A DC

PART NUMBER	MAXIMUM RECURRENT PEAK REVERSE VOLTAGE VRRM (V)	MAXIMUM RMS VOLTAGE VRMS (V)	MAXIMUM DC BLOCKING VOLTAGE VDC (V)	MAXIMUM FORWARD VOLTAGE VF (V)
SR60-03	30	21	30	0.65
SR60-035	35	24	35	0.65
SR60-04	40	28	40	0.65
SR60-045	45	31	45	0.65
SR60-05	50	35	50	0.75
SR60-06	60	42	60	0.75



SR60-03 THRU SR60-06 SPECIFICATIONS

Rev. A

RATING AND CHARACTERISTIC CURVES

FIG. 1 - FORWARD DERATING CURVE

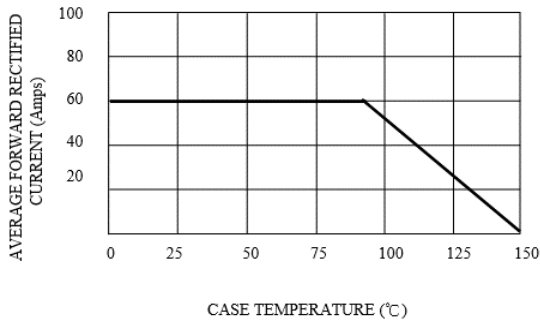


FIG. 2 - PEAK FORWARD SURGE CURRENT

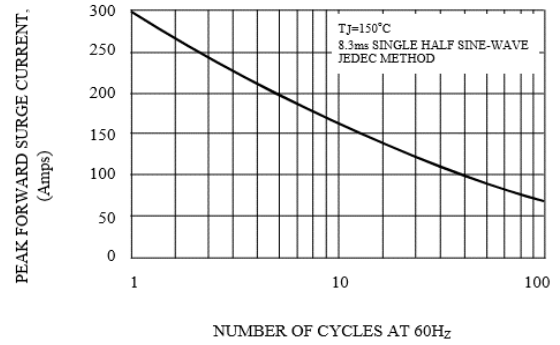


FIG. 3 - TYPICAL REVERSE CHARACTERISTICS

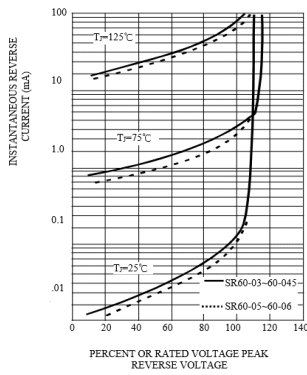


FIG. 4 - TYPICAL FORWARD CHARACTERISTIC

