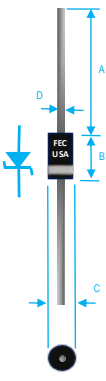


1.5W ZENER DIODE

 <table border="1" style="margin-left: auto; margin-right: auto;"> <thead> <tr> <th colspan="3">Value In(mm)</th> </tr> <tr> <th>Dim.</th> <th>Min.</th> <th>Max.</th> </tr> </thead> <tbody> <tr> <td>A</td> <td>1.000[25.40]</td> <td>—</td> </tr> <tr> <td>B</td> <td>0.166[4.22]</td> <td>0.205[5.2]</td> </tr> <tr> <td>C</td> <td>0.080[2.03]</td> <td>0.107[2.72]</td> </tr> <tr> <td>D</td> <td>0.028[0.71]</td> <td>0.034[0.86]</td> </tr> </tbody> </table>	Value In(mm)			Dim.	Min.	Max.	A	1.000[25.40]	—	B	0.166[4.22]	0.205[5.2]	C	0.080[2.03]	0.107[2.72]	D	0.028[0.71]	0.034[0.86]	PRODUCT FEATURES <ol style="list-style-type: none"> 1. FLAMMABILITY CLASSIFICATION: 94V-0 2. LOW ZENER IMPEDANCE 3. EXCELLENT CLAMPING CAPABILITY 4. CASE: MOLDED PLASTIC, DO41 5. DIMENSIONS IN INCHES AND (MILLIMETERS) 6. POLARITY: INDICATED BY CATHODE BAND 7. TERMINALS: SOLDER PLATED 8. WEIGHT: 0.34 GRAMS 9. MIL-STD-202, METHOD 208 10. ROHS
Value In(mm)																			
Dim.	Min.	Max.																	
A	1.000[25.40]	—																	
B	0.166[4.22]	0.205[5.2]																	
C	0.080[2.03]	0.107[2.72]																	
D	0.028[0.71]	0.034[0.86]																	

1. ELECTRICAL CHARACTERISTICS (TL=30°C UNLESS OTHERWISE NOTED VF=1.5V MAX, @IF = 200mA DC FOR ALL TYPES)
2. STANDARD ± 20% , SUFFIX "A" ± 10%,SUFFIX "B"± 5% "U"+5% -0 %,SUFFIX "D"+0% -5 % , SUFFIX"T" ±10V

PART NUMBER	ZENER VOLTAGE Vz (V)	TEST CURRENT It (mA)	IMP. Zit (OHMS)	DYNAMIC TEST CURRENT Ik (mA)	DYNAMIC IMP. Zik (OHMS)	REV CURRENT (uA)	REV VOLTAGE (V)	REG. CURRENT (mA)
1N5921B	6.8	55.1	2.5	1	200	5	5.2	220
1N5922B	7.5	50	3	0.5	400	5	6	200
1N5923B	8.2	45.7	3.5	0.5	400	5	6.5	182
1N5924B	9.1	41.2	4	0.5	500	5	7	164
1N5925B	10	37.5	4.5	0.25	500	5	8	150
1N5926B	11	34.1	5.5	0.25	550	1	8.4	136
1N5927B	12	31.2	6.5	0.25	550	1	9.1	125
1N5928B	13	28.8	7	0.25	550	1	9.9	115
1N5929B	15	25	9	0.25	600	1	11.4	100
1N5930B	16	23.4	10	0.25	600	1	12.2	93
1N5931B	18	20.8	12	0.25	650	1	13.7	83
1N5932B	20	18.7	14	0.25	650	1	15.2	75
1N5933B	22	17	17.5	0.25	650	1	16.7	68
1N5934B	24	15.6	19	0.25	700	1	18.2	62
1N5935B	27	13.9	23	0.25	700	1	20.6	55
1N5936B	30	12.5	26	0.25	750	1	22.8	50
1N5937B	33	11.4	33	0.25	800	1	25.1	45
1N5938B	36	10.4	38	0.25	850	1	27.4	41
1N5939B	39	9.6	45	0.25	900	1	29.7	38
1N5940B	43	8.7	53	0.25	950	1	32.7	34
1N5941B	47	8	67	0.25	1000	1	35.8	31
1N5942B	51	7.3	70	0.25	1100	1	38.8	29
1N5943B	56	6.7	86	0.25	1300	1	42.6	26
1N5944B	62	6	100	0.25	1500	1	47.1	24
1N5945B	68	5.5	120	0.25	1700	1	51.7	22
1N5946B	75	5	140	0.25	2000	1	56	20
1N5947B	82	4.6	160	0.25	2500	1	62.2	18

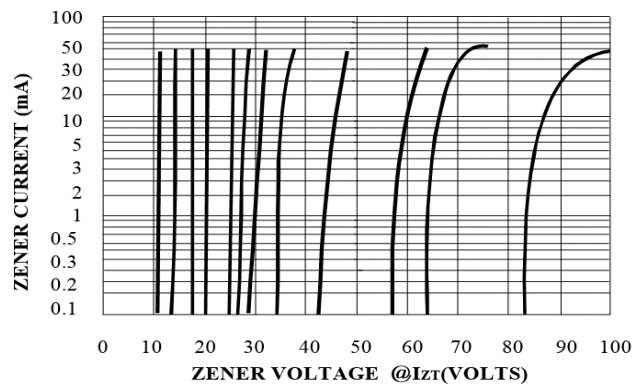
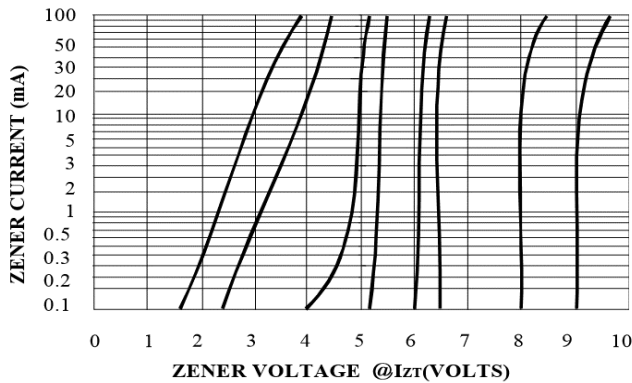
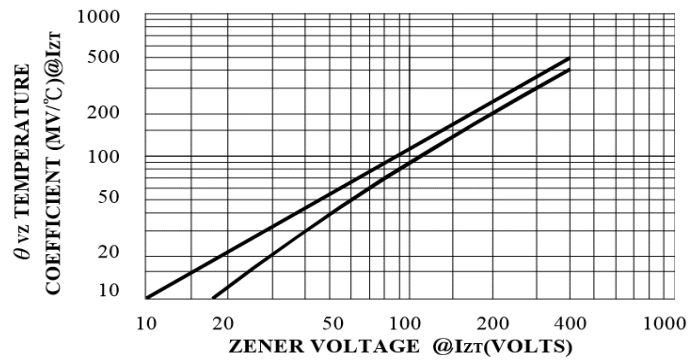
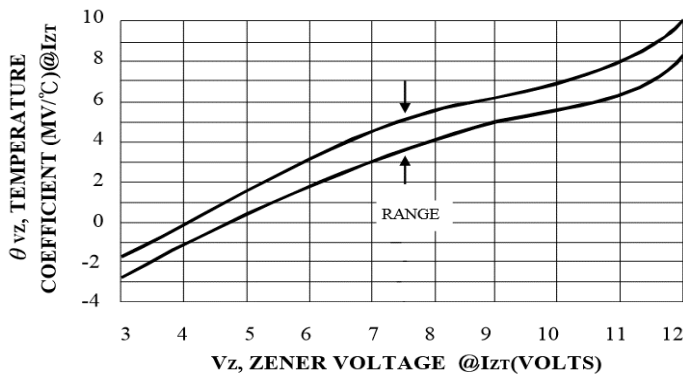


1N5921B THRU 1N5956B SPECIFICATIONS

Rev. A

PART NUMBER	ZENER VOLTAGE Vz (V)	TEST CURRENT It (mA)	IMP. Z _{it} (OHMS)	DYNAMIC TEST CURRENT Ik (mA)	DYNAMIC IMP. Z _{ik} (OHMS)	REV CURRENT (uA)	REV VOLTAGE (V)	REG. CURRENT (mA)
1N5948B	91	4.1	200	0.25	3000	1	69.2	16
1N5949B	100	3.7	250	0.25	3100	1	76	15
1N5950B	110	3.4	300	0.25	4000	1	83.6	13
1N5951B	120	3.1	380	0.25	4500	1	91.2	12
1N5952B	130	2.9	450	0.25	5000	1	98.8	11
1N5953B	150	2.5	600	0.25	6000	1	114	10
1N5954B	160	2.3	700	0.25	6500	1	121.6	9
1N5955B	180	2.1	900	0.25	7000	1	136.8	8
1N5956B	200	1.9	1200	0.25	8000	1	152	7

RATING AND CHARACTERISTIC CURVES





1N5921B THRU 1N5956B SPECIFICATIONS

Rev. A

